



DD WOOD  
ไม้บัวดีดี

Cornice for inner angle  
Lath cornice

Ceiling cornice or upper cornice  
Cornice for outer angle

Cornice for window frame

Cornice for door frame

Middle cornice

Ground cornice or lower cornice

# DD WOOD

---



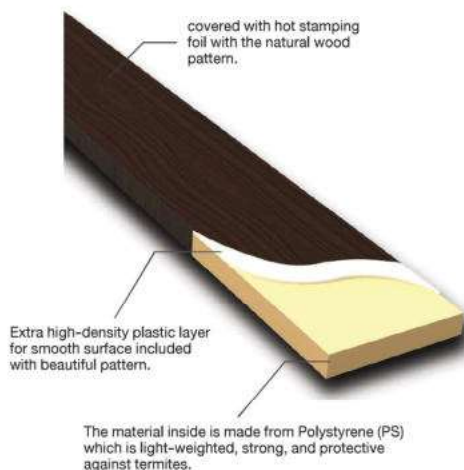
DD WOOD



DD WOOD is a leader in poly-cornice production with the experience of more than 40 years from a factory that used natural wood as the material for photo frame production until we have expanded and developed the process by using Polystyrene (PS) which is a recycle material in replacement of the wood. By this way, it is environmental friendly and reduces the number of trees that need to be cut for the better quality of life

DD WOOD intends to develop the products both in the aspects of beautiful characteristics for residential decoration purpose and the variety of the products to create wide range of selection for the interior designer. Combining with the efficiency being able to finish the job in perfection and easy to install in order that the contractor can work conveniently and quickly, therefore DD WOOD products is an effective mediator between the interior designer and the contractor.

## What is a cornice and what is a poly-cornice?



Cornice is a decorative wood used for decoration in home or building and essentially it helps to cover the untidiness in the building.

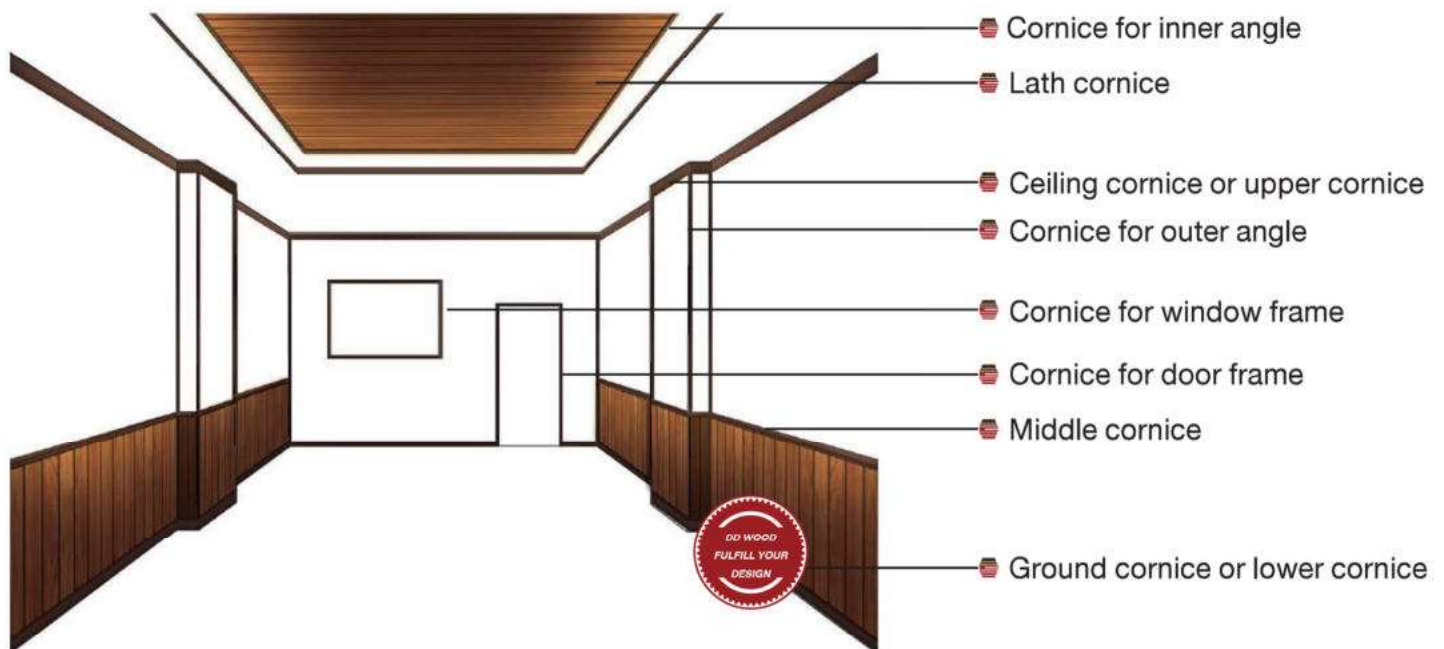
Poly-cornice is a prefabrication product that is easy and quick to install suitable for the interior design. Now we still continually emphasize on producing quality products suitable for the interior design work that has variety of use. With trust in the products, DD WOOD is widely accepted and well-known.



# Type of cornice



DD WOOD



## If you have a question... we can answer.

- Question: How to install DD WOOD poly-cornice and is it difficult?  
Answer: Not difficult at all. It is just like you work with real wood. (illustration on page 22)
- Question: Can it be used outdoor?  
Answer: It is not recommended for outdoor use because the color may faint, and DD WOOD cornice is designed to be used indoor only.
- Question: Can I paint with color paint on top?  
Answer: This can be done but the surface must be sanded to create coarse surface before applying the paint, but it is not recommended because DD WOOD product is a ready-to-install product.
- Question: What make DD WOOD poly-cornice better that a cornice that is made from natural wood or other materials?  
Answer: It can be done beautifully in every angle and finishes every angle with ready-to-install ISSY DD WOOD angle cornice reducing the installation steps effectively
- Question: How to complete a beautiful cornice installation and how to install the cornice with the perfect angle?  
Answer: It does not require paint, is easy to install and cannot be affected by mold. It is also waterproof and cannot be affected by termites, weevils, and insects. It is also lightweight.
- Question: How to clean DD WOOD cornice?  
Answer: Use damp cloth to clean and be careful of some substances including thinner and some types of quick-bonding liquid nail that can damage the surface of the cornice.



# Upper cornice



DD WOOD

BB- 2277 



BB-2277-1

OAK



BB-2277-2

ROSEWOOD



BB-2277-3

MAKAMONG



BB- 22774

TEAK



BB-2277-5

WHITE



BB-2277-6

BLACK



BB-2277-7

BEECH



BB-2277-8

MAPLE



BB-2277-9

DARK OAK




BB-2277-10

DARK TEAK

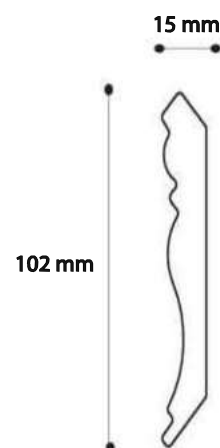


BB- 2277-11

SIAMESE  
ROSEWOOD



SIZE



20 Pieces : 1 Box  
1 Pieces : 3 m

# Upper cornice

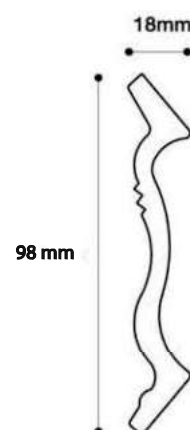


DD WOOD

BB-2100 



## SIZE



26 Pieces : 1 Box  
1 Pieces : 3 m

# Upper cornice

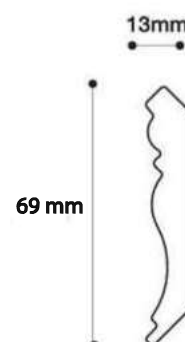


DD WOOD

BB-2270 



## SIZE



35 Pieces : 1 Box  
1 Pieces : 3 m

# Upper cornice



DD WOOD

BB-2288



BB-2288-1

OAK



BB-2288-2

ROSEWOOD



BB-2288-3

MAKAMONG




BB-2288-4

TEAK

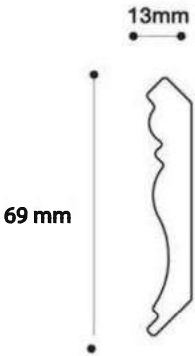


BB-2288-5

WHITE



## SIZE



35 Pieces : 1 Box  
1 Pieces : 3 m



# Ground cornice

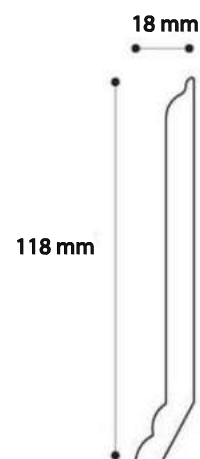



DD WOOD

BL- 912 



SIZE



20 Pieces : 1 Box  
1 Pieces : 3 m



# Ground cornice



DD WOOD

BL-991



BL-991-1

OAK



BL-991-2

ROSEWOOD



BL-991-3

MAKAMONG



BL-991-4

TEAK



BL-991-5

WHITE



BL-991-6

BLACK



BL-991-7

BEECH



BL-991-8

MAPLE



BL-991-9

DARK OAK




BL-991-10

DARK TEAK

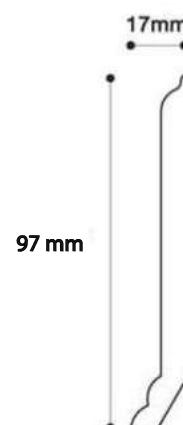


BL-991-11

SIAMESE  
ROSEWOOD



SIZE




28 Pieces : 1 Box  
1 Pieces : 3 m

# Ground cornice

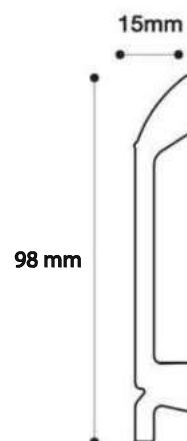


DD WOOD

BL-1198 



SIZE



22 Pieces : 1 Box  
1 Pieces : 3 m

# Ground cornice



DD WOOD

BL-1390 



BL-1390-1

OAK



BL-1390-2

ROSEWOOD



BL-1390-3

MAKAMONG



BL-1390-4

TEAK



BL-1390-5

WHITE



BL-1390-6

BLACK



BL-1390-7

BEECH



BL-1390-8

MAPLE



BL-1390-9

DARK OAK



BL-1390-10

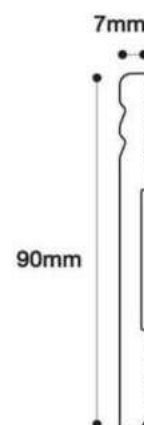
DARK TEAK



BL-1390-11

SIAMESE  
ROSEWOOD

## SIZE



42 Pieces : 1 Box  
1 Pieces : 3 m

# Corner Cornice



DD WOOD

BG-2330 



BG-2330-1

OAK



BG-2330-2

ROSEWOOD



BG-2330-3

MAKAMONG



BG-2330-4

TEAK



BG-2330-5

WHITE



BG-2330-6

BLACK



BG-2330-7

BEECH



BG-2330-8

MAPLE



BG-2330-9

DARK OAK




BG-2330-10

DARK TEAK

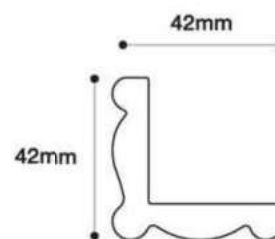


BG-2330-11

SIAMESE  
ROSEWOOD



## SIZE



36 Pieces : 1 Box  
1 Pieces : 3 m




# Corner Cornice

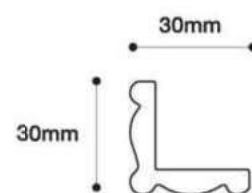


DD WOOD

BG-1330 



SIZE



55 Pieces : 1 Box  
1 Pieces : 3 m

# Corner Cornice



DD WOOD

BG-242 



BG-242-1

OAK



BG-242-2

ROSEWOOD



BG-242-3

MAKAMONG



BG-242-4

TEAK



BG-242-5

WHITE



BG-242-6

BLACK



BG-242-7

BEECH



BG-242-8

MAPLE



BG-242-9

DARK OAK




BG-242-10

DARK TEAK

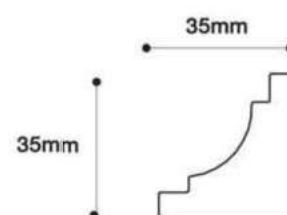


BG-242-11

SIAMESE  
ROSEWOOD



## SIZE




36 Pieces : 1 Box  
1 Pieces : 3 m

# Corner Cornice

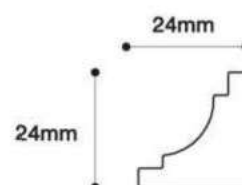


DD WOOD

BG-121 



## SIZE



72 Pieces : 1 Box  
1 Pieces : 3 m

# Cover cornice



DD WOOD

BM-1344



BM-1344-1

OAK



BM-1344-2

ROSEWOOD



BM-1344-3

MAKAMONG



BM-1344-4

TEAK



BM-1344-5

WHITE



BM-1344-6

BLACK



BM-1344-7

BEECH



BM-1344-8

MAPLE



BM-1344-9

DARK OAK



BM-1344-10

DARK TEAK

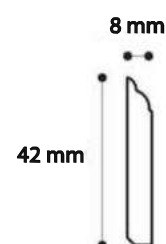


BM-1344-11

SIAMESE ROSEWOOD



SIZE



70 Pieces : 1 Box  
1 Pieces : 3 m



# Cornice Molding



DD WOOD

BK-133 



BK-133-1 OAK BK-133-2 ROSEWOOD BK-133-3 MAKAMONG BK-133-4 TEAK


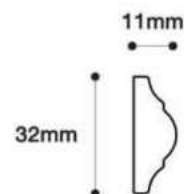


BK-133-5 WHITE BK-133-6 BLACK BK-133-7 BEECH BK-133-8 MAPLE



BK-133-9 DARK OAK BK-133-10 DARK TEAK BK-133-11 SIAMESE ROSEWOOD

## SIZE



60 Pieces : 1 Box  
1 Pieces : 3 m

# Wall cornice



DD WOOD

BM-2344



BM-2344-1

OAK



BM-2344-2

ROSEWOOD



BM-2344-3

MAKAMONG



BM-2344-4

TEAK



BM-2344-5

WHITE



BM-2344-6

BLACK



BM-2344-7

BEECH



BM-2344-8

MAPLE



BM-2344-9

DARK OAK




BM-2344-10

DARK TEAK




BM-2344-11

SIAMESE  
ROSEWOOD



## SIZE



36 Pieces : 1 Box  
1 Pieces : 3 m

# Cornice Battens




DD WOOD

BG-1662 



BG-1662-1



OAK



BG-1662-2

ROSEWOOD



BG-1662-3

MAKAMONG



BG-1662-4

TEAK



BG-1662-5

WHITE



BG-1662-6

BLACK



BG-1662-7

BEECH



BG-1662-8

MAPLE



BG-1662-9

DARK OAK



BG-1662-10

DARK TEAK



BG-1662-11

SIAMESE  
ROSEWOOD



## SIZE




60 Pieces : 1 Box  
1 Pieces : 3 m

# Frame Cornice



DD WOOD

BG-870 



BG-870-1

OAK



BG-870-2

ROSEWOOD



BG-870-3

MAKAMONG



BG-870-4

TEAK



BG-870-5

WHITE



BG-870-6

BLACK



BG-870-7

BEECH



BG-870-8

MAPLE



BG-870-9

DARK OAK




BG-870-10

DARK TEAK

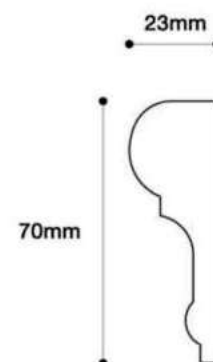


BG-870-11

SIAMESE  
ROSEWOOD



## SIZE



24 Pieces : 1 Box  
1 Pieces : 3 m



# Frame Cornice

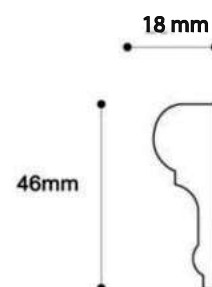



DD WOOD

BG-846 



## SIZE



40 Pieces : 1 Box  
1 Pieces : 3 m

# Door Frame



Waterproof



Termite  
resistant



Easy installation

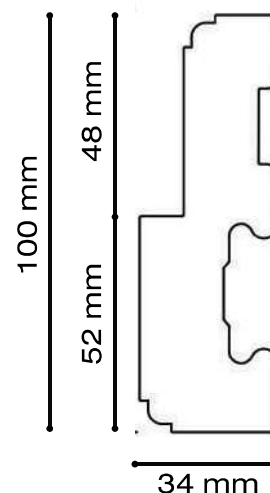


Strong

saw-cut-drill-shove and be used like the real wood



## SIZE



CODE	SIZE
VK 90200	90x200 cm
VK 80200	80x200 cm
VK 80180	80x180 cm
VK 70200	70x200 cm
VK 70180	70x180 cm

Made-by-order  
with the actual size



Our door frame is produced from PS that can support the weight of door and hasp, prevent the water and shield the termite and insect including to be able to saw - cut - drill - shove and be used like the real wood

- It can support the thickness door up to 4 cm.



Save time



Convenient



Quick

## ISSY DD WOOD

is designed for the better ease of use in term of the installation in which the specific fitting of the upper cornice or the lower cornice may create error from cutting by the circular saw or the handsaw. ISSY DD WOOD therefore is the final answer for the installation and the design that is efficient.

## Example of the product and code

### Issy upper cornice

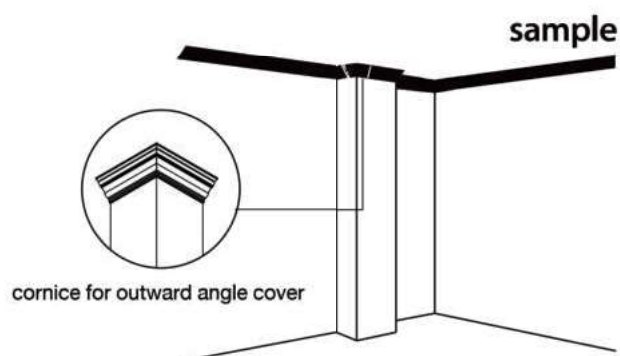
outward angle cover

NOK - CODE - COLOR



inward angle cover

NAI - CODE - COLOR



### Issy lower cornice

outward angle cover

NOK - CODE - COLOR



inward angle cover

NAI - CODE - COLOR



end cornice

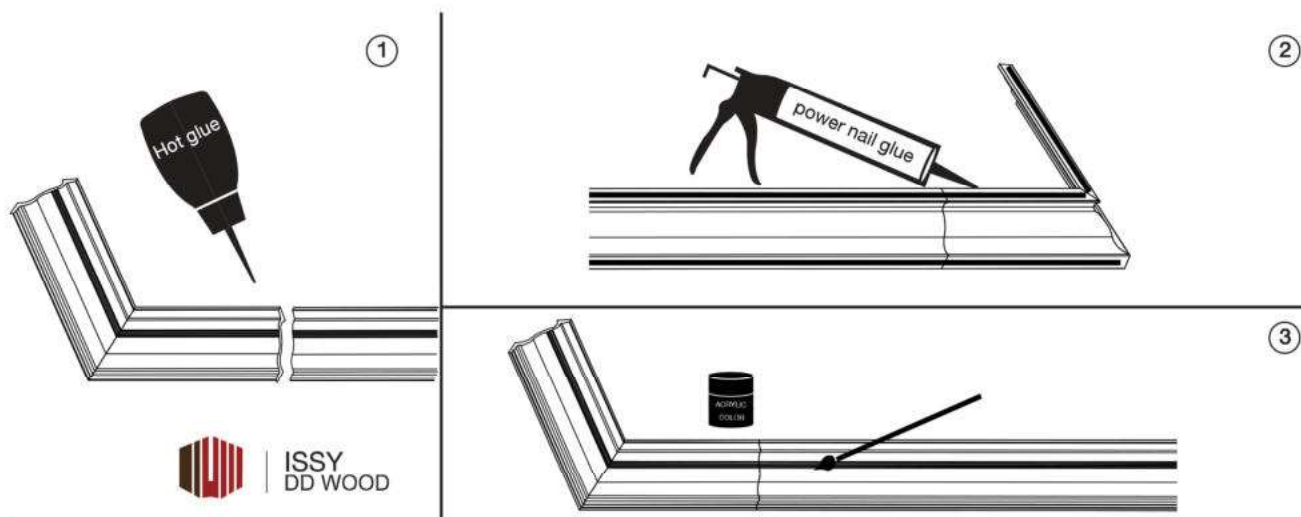
JB - CODE - COLOR



# Installation



## Installation of ISSY DD WOOD



## General cornice installation ✂



1 Place the cornice perpendicularly to the surface and draw a line as a guide.

Try to place in to make sure.



2 Draw a line on another side to find the crossing point of the room corner. (because the space is not perpendicular)

Adhere with the power nail glue (adhesive)



3 Cut according to the line that is marked.

Use air nails to fix it to the wall.







DD WOOD  
ไม้บัวดีดงาม

**Triple Five Polywood.,Ltd**

6 Soi Suk Sawat 30 Part 1, Bangpakok, Rat Burana, Bangkok 10140 Tel: +66 2 4277191, +66 2 4273714

**[www.dd-wood.com](http://www.dd-wood.com)**